












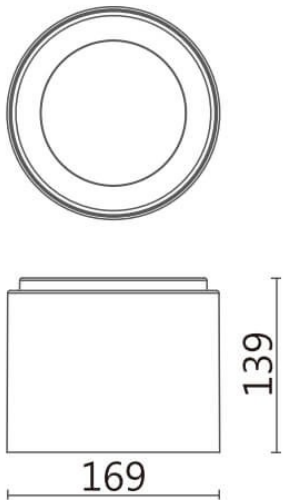
TUBULAR-S B

Item code	86.SD01.2321.01				
Product type	Indoor				
Category	Surface Downlights				
Family	TUBULAR-S B				
Pictograms	<div><div></div><div></div><div></div><div></div><div></div><div></div><div></div><div></div><div></div></div>				

Dimensions

Product dimensions (mm) Ø95X152 mm

Scheme



Product	
Real power (W)	20
Real luminous flux (Lm)	1600
Luminous efficiency (Lm/W)	80
Beam angle (°)	20
Life time (h)	50000h L80B10
IP	IP65
Control gear	ON-OFF
Colour temperature (K)	3000
Colour consistency (SDCM)	SDCM<3
CRI	80